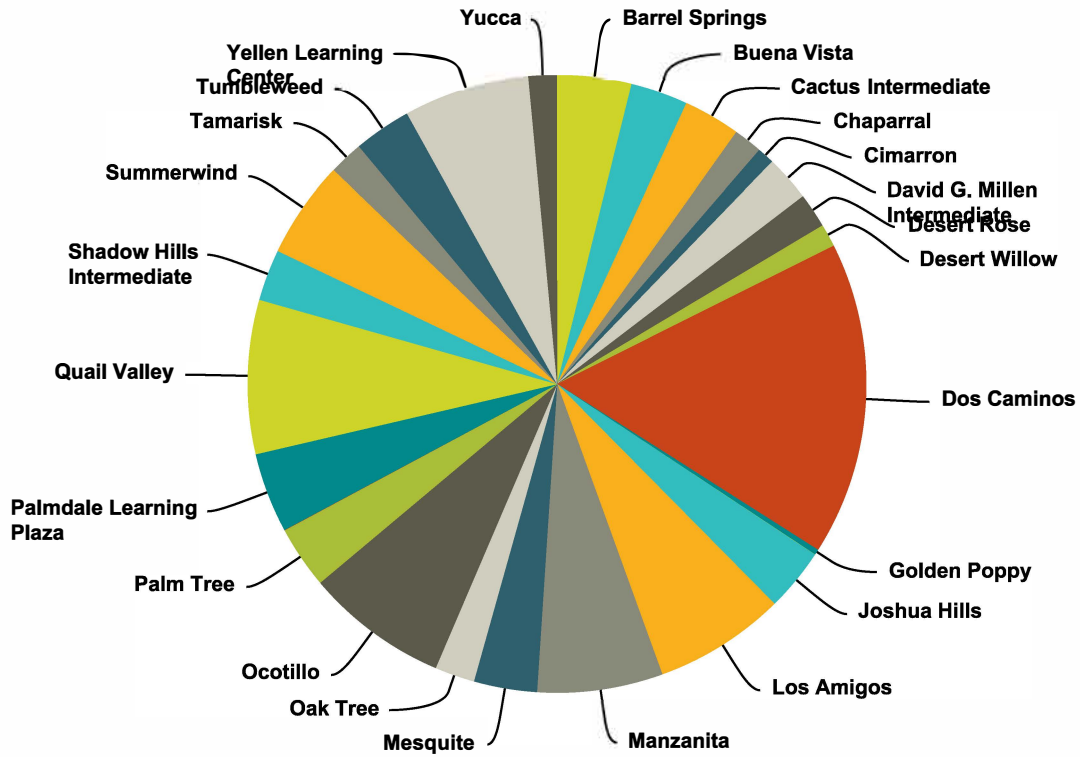


Q1 Select School Name

Answered: 335 Skipped: 5



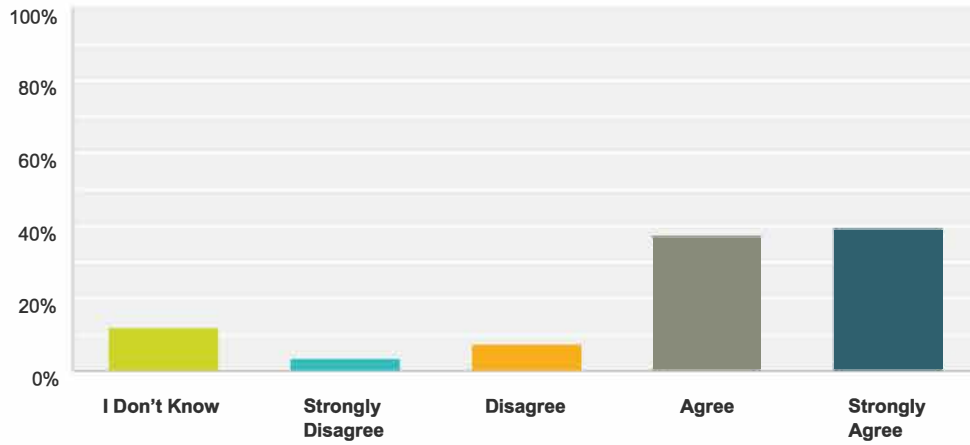
Answer Choices	Responses	
Barrel Springs	3.88%	13
Buena Vista	2.99%	10
Cactus Intermediate	2.99%	10
Chaparral	1.49%	5
Cimarron	0.90%	3
David G. Millen Intermediate	2.39%	8
Desert Rose	1.79%	6
Desert Willow	1.19%	4
Dos Caminos	16.42%	55
Golden Poppy	0.30%	1
Innovations Academy	0.00%	0
Joshua Hills	3.28%	11
Los Amigos	6.87%	23

LCAP 2015-16 Update Parent/Guardian Feedback Survey

Manzanita	6.57%	22
Mesquite	3.28%	11
Oak Tree	2.09%	7
Ocotillo	7.46%	25
Palm Tree	3.28%	11
Palmdale Discovery Center	0.00%	0
Palmdale Learning Plaza	4.18%	14
Quail Valley	8.06%	27
Shadow Hills Intermediate	2.69%	9
Summerwind	5.07%	17
Tamarisk	1.79%	6
Tumbleweed	2.99%	10
Yellen Learning Center	6.57%	22
Yucca	1.49%	5
Total		335

Q2 High Level Academic Preparation and College Career Readiness (as evidenced by increased academic success in state test and district benchmark assessment, increased technology support and training for teachers and staff members)

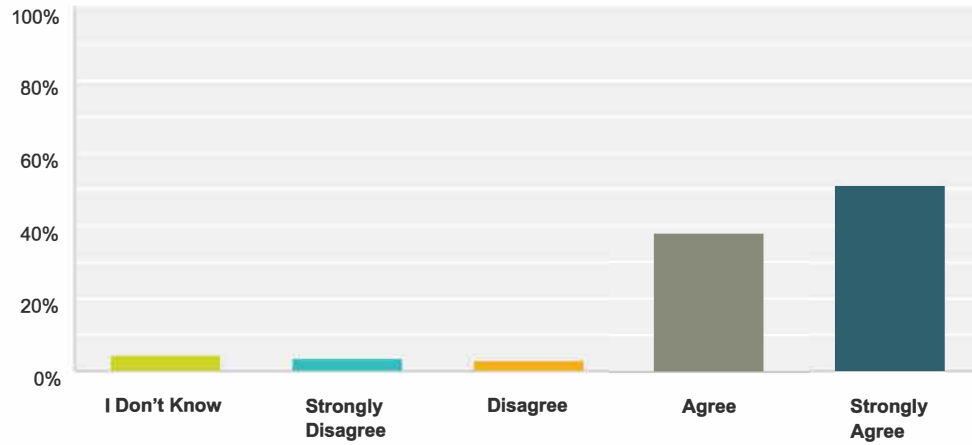
Answered: 321 Skipped: 19



Answer Choices	Responses	
I Don't Know	12.15%	39
Strongly Disagree	3.43%	11
Disagree	7.48%	24
Agree	37.38%	120
Strongly Agree	39.56%	127
Total		321

Q3 Welcoming, Safe and Healthy Learning Environment (as evidenced by increased attendance, decreased suspensions, more student engagement and positive student learning environment)

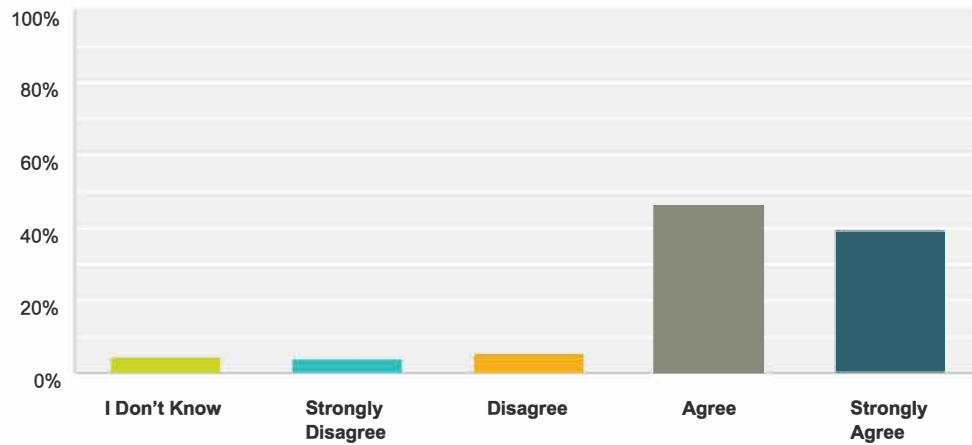
Answered: 318 Skipped: 22



Answer Choices	Responses	
I Don't Know	4.40%	14
Strongly Disagree	3.46%	11
Disagree	3.14%	10
Agree	38.05%	121
Strongly Agree	50.94%	162
Total		318

Q4 Parent, family and Community Partnerships (as evidenced by increased parent participation and expansion/enhancement of parent and community communication, increased parent training and leadership roles)

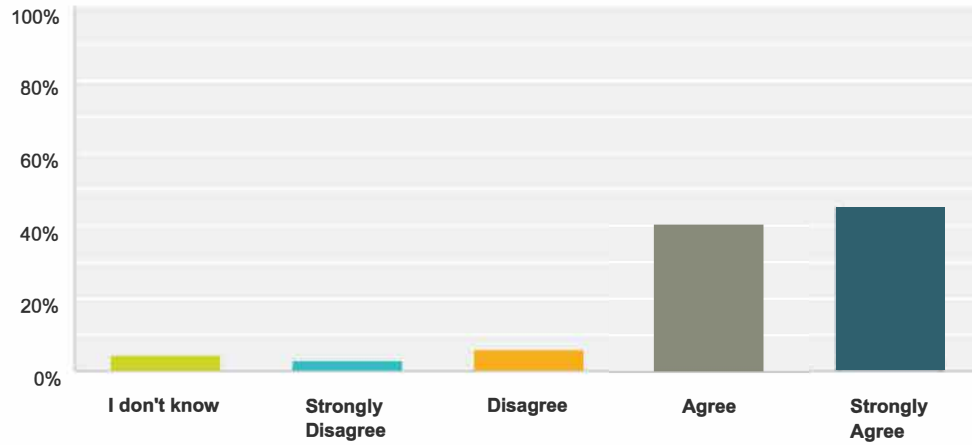
Answered: 318 Skipped: 22



Answer Choices	Responses	
I Don't Know	4.40%	14
Strongly Disagree	4.09%	13
Disagree	5.35%	17
Agree	46.54%	148
Strongly Agree	39.62%	126
Total		318

Q5 Increased Basic Services (as evidenced by hiring qualified staff, providing standards-based instructional materials and textbooks and maintaining all facilities in good repair)

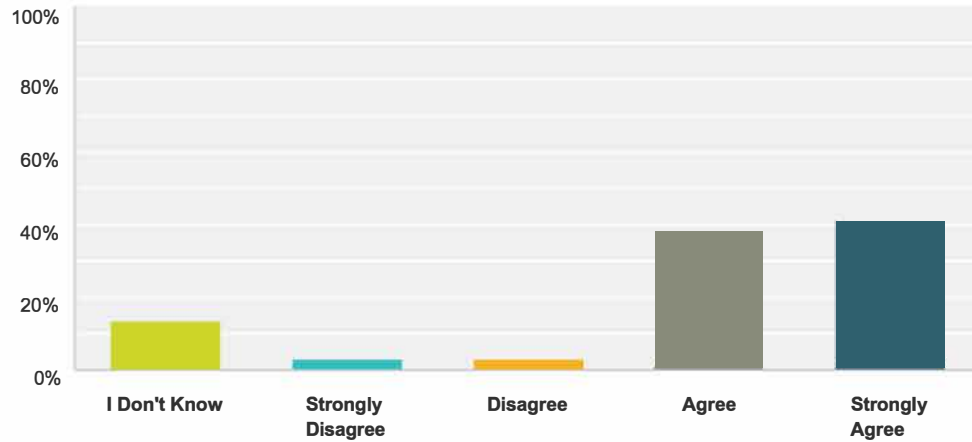
Answered: 313 Skipped: 27



Answer Choices	Responses	
I don't know	4.47%	14
Strongly Disagree	3.19%	10
Disagree	6.07%	19
Agree	40.58%	127
Strongly Agree	45.69%	143
Total		313

Q6 Academic and Behavioral Support for identified student subgroups: Foster youths, English Learners and Low Income students (as evidenced by increased school day, intervention programs, support staff, extra-curricular activities, cultural awareness training)

Answered: 313 Skipped: 27



Answer Choices	Responses	
I Don't Know	13.74%	43
Strongly Disagree	2.88%	9
Disagree	3.19%	10
Agree	38.66%	121
Strongly Agree	41.53%	130
Total		313